



# OPEN FORUM ON STUDENT TUITION & FEES



11/13/18 – 12:00 PM and 6:30 PM  
Highsmith Alumni Hall

UNIVERSITY of NORTH CAROLINA  
**ASHEVILLE**



# Couldn't make the forum and have questions? See contact information below:

<b>Tuition</b>	John Pierce, VC Administration & Finance; <a href="mailto:jpierce@unca.edu">jpierce@unca.edu</a> Joy Flora, Administration & Finance; <a href="mailto:jflora@unca.edu">jflora@unca.edu</a>
<b>Education &amp; Technology Fee</b>	Dr. Douglas Luke, Director of Academic Budgeting; <a href="mailto:dluke@unca.edu">dluke@unca.edu</a>
<b>Athletics Fee</b>	Janet Cone, Director of Athletics; <a href="mailto:jcone@unca.edu">jcone@unca.edu</a>
<b>Student Activity Fee</b>	Dr. Bill Haggard, VC Student Affairs; <a href="mailto:bhaggard@unca.edu">bhaggard@unca.edu</a> Nancy Yeager, Assoc. VC Student Affairs Admin; <a href="mailto:nyeager@unca.edu">nyeager@unca.edu</a>
<b>Health &amp; Counseling Fee</b>	
<b>Transportation Fee</b>	
<b>General Questions</b>	



# **Student Tuition Committee**

- John Pierce – Chair, VC Administration & Finance
- Michael Davis – Student, SGA President
- Steve McKellips – Senior Director for Admissions & Financial Aid
- Wiebke Strehl – Dean of Humanities



# Tuition & Fee Instructions for 2019-20

- No increases are allowed for undergraduate resident students. Combined tuition and fee rates for undergraduate residents shall continue to remain in the bottom quartile of our peers.
- Increases are allowed for nonresident and graduate students. Combined rates for these students should be market driven and reflect the full cost of providing a quality education.
- The total maximum allowable percentage increase for mandatory student fees that are charged to all students is 3%.
- Justification for increases must include reasons why alternative sources or expenditure reductions are insufficient to address needed increases.



## UNC System Undergrad Resident Tuition

<u>SCHOOL</u>	<u>2018-19 RESIDENT TUITION</u>
UNC-Chapel Hill	\$ 7,019.00
North Carolina State University	6,535.00
University of North Carolina School of the Arts	6,497.00
East Carolina University	4,452.00
UNC Wilmington	4,443.00
UNC Greensboro	4,422.00
Appalachian State University	4,242.00
<b>UNC Asheville</b>	<b>4,122.00</b> #8
UNC Charlotte	3,812.00
North Carolina Central University	3,728.00
North Carolina A&T State University	3,540.00
Winston-Salem State University	3,401.00
Fayetteville State University	2,982.00
UNC Pembroke	1,000.00
Western Carolina University	1,000.00
Elizabeth City State University	1,000.00
<b>AVERAGE</b>	<b>\$ 3,887.19</b>



# UNC System Undergrad Total Resident Tuition & Fees

<u>SCHOOL</u>	<u>2018-19 TOTAL RESIDENT TUITION &amp; FEES</u>
North Carolina State University	\$ 8,894.60
University of North Carolina School of the Arts	8,861.00
UNC-Chapel Hill	8,756.83
UNC Greensboro	7,218.00
Appalachian State University	7,213.00
East Carolina University	7,017.00
<b>UNC Asheville</b>	<b>7,002.00 #7</b>
UNC Wilmington	6,999.74
UNC Charlotte	6,853.00
North Carolina A&T State University	6,504.81
North Carolina Central University	6,347.21
Winston-Salem State University	5,813.16
Fayetteville State University	5,249.00
Western Carolina University	3,777.00
UNC Pembroke	3,416.27
Elizabeth City State University	3,192.90
<b>AVERAGE</b>	<b>\$ 6,444.72</b>



## UNC System Undergrad Non-Resident Tuition

<u>SCHOOL</u>	<u>2018-19 NON-RESIDENT TUITION</u>	
UNC-Chapel Hill	\$ 33,602.00	
North Carolina State University	25,878.00	
University of North Carolina School of the Arts	22,640.00	
<b>UNC Asheville</b>	<b>20,845.00</b>	<b>#4</b>
East Carolina University	20,729.00	
UNC Greensboro	19,581.00	
Appalachian State University	19,049.00	
UNC Wilmington	18,508.00	
UNC Charlotte	17,246.00	
North Carolina A&T State University	16,750.00	
North Carolina Central University	16,435.00	
Fayetteville State University	14,590.00	
Winston-Salem State University	13,648.00	
UNC Pembroke	5,000.00	
Western Carolina University	5,000.00	
Elizabeth City State University	5,000.00	
<b>AVERAGE</b>	<b>\$ 17,131.31</b>	



# UNC System Undergrad Total Non-Resident Tuition & Fees

<u>SCHOOL</u>	<u>2018-19 TOTAL NON-RESIDENT TUITION &amp; FEES</u>
UNC-Chapel Hill	\$ 34,939.83
North Carolina State University	28,237.60
University of North Carolina School of the Arts	25,004.00
<b>UNC Asheville</b>	<b>23,725.00 #4</b>
East Carolina University	23,249.00
UNC Greensboro	22,377.00
Appalachian State University	22,020.00
UNC Wilmington	21,064.74
UNC Charlotte	20,287.00
North Carolina A&T State University	19,714.81
North Carolina Central University	19,054.21
Fayetteville State University	16,857.00
Winston-Salem State University	16,060.16
Western Carolina University	7,777.00
UNC Pembroke	7,416.27
Elizabeth City State University	7,192.90
<b>AVERAGE</b>	<b>\$ 19,688.85</b>





# UNC Asheville GA Approved Peers Resident Tuition & Fees

<u>SCHOOL</u>	<u>2018-19 RESIDENT TUITION &amp; FEES</u>
Furman University	\$ 49,152.00
Rhodes College	47,890.00
Christopher Newport University	14,990.00
St. Mary's College of Maryland	14,806.00
Ramapo College of New Jersey	14,374.00
Keene State College	14,212.00
University of Minnesota-Morris	13,314.00
University of Montevallo	12,400.00
Massachusetts College of Liberal Arts	10,075.00
University Maine - Farmington	9,666.00
Fort Lewis College	9,040.00
SUNY at Purchase College	8,698.00
SUNY at Geneseo	8,651.00
Truman State University	8,099.00
Evergreen State College	7,700.00
<b>UNC Asheville</b>	<b>7,002.00</b> #16
New College of Florida	6,916.00



# UNC Asheville GA Approved Peers Non-Resident Tuition & Fees

<u>SCHOOL</u>	<u>2018-19 NON-RESIDENT TUITION &amp; FEES</u>
Furman University	\$ 49,152.00
Rhodes College	47,890.00
St. Mary's College of Maryland	30,568.00
New College of Florida	29,944.00
Christopher Newport University	27,856.00
Evergreen State College	26,210.00
University of Montevallo	25,030.00
<b>UNC Asheville</b>	<b>23,725.00 #8</b>
Ramapo College of New Jersey	23,715.00
Keene State College	23,176.00
University Maine - Farmington	19,778.00
Fort Lewis College	19,696.00
Massachusetts College of Liberal Arts	19,020.00
SUNY at Purchase College	18,478.00
SUNY at Geneseo	18,431.00
University of Minnesota-Morris	15,342.00
Truman State University	14,951.00



## Proposed Tuition Increase 2019-20

	<u>Estimated Enrollment</u>	<u>18-19 Tuition Rate</u>	<u>Total 18-19 Tuition</u>	<u>% of Total</u>	<u>19-20 Proposed Tuition</u>	<u>19-20 Proposed Total Tuition</u>	<u>% Change</u>	<u>Total Proposed Tuition Increase</u>
Resident Undergraduate	2,907	\$4,122	\$11,982,654	59%	\$4,122	\$11,982,654	Not allowed	0
Non-Resident Undergraduate	401	\$20,845	\$8,358,845	41%	\$21,470	\$8,609,470	3%	\$250,625
TOTAL	3,308		\$23,341,499	100%		\$20,592,124	1.2%	\$250,625

*NOTE: Graduate tuition is less than 1% of total tuition; no change proposed*



# Student Fee Committee

- Michael Davis – Co-Chair, SGA President
- Alexandra Schneider – Student
- Jeffery Condry – Student
- Stephanie Grice – Student
- Dr. Brittani McNamee – Assistant Professor, Environmental Studies
- Dr. Rodger Payne – Chair & Professor, Religious Studies
- Robert Straub – Director, International Student Services
- John Liposchak – Business Officer, Administration & Finance



# Student Fee Cap for 2019-20

	<u>Current Fee</u>
Athletic Fee	\$830
Student Activity Fee	\$768
Student Health Fee	\$368
Education & Technology Fee	\$490
Debt Service Fee	\$394
Total Mandatory Fees	\$2,850
3% Cap of Total	\$85

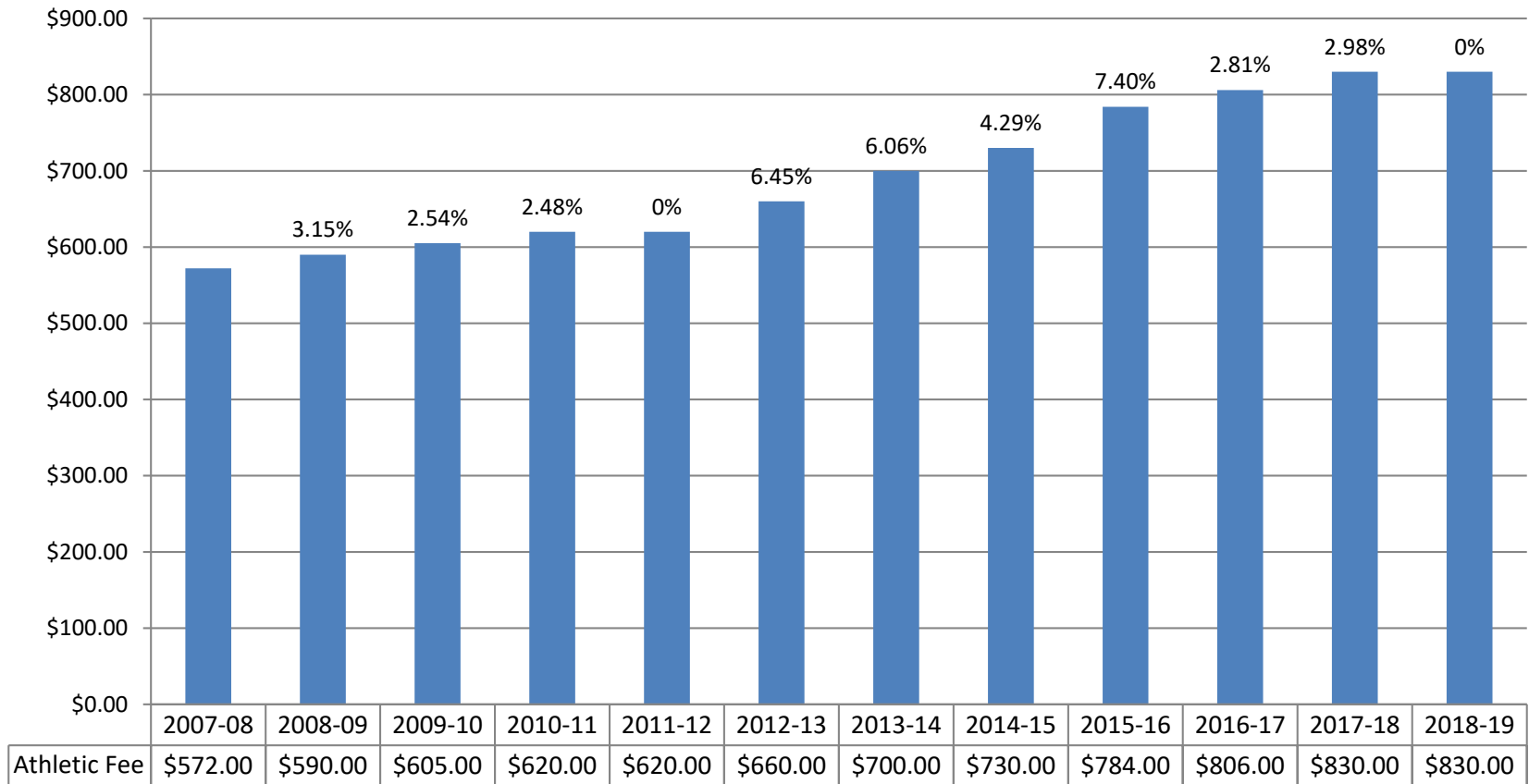


## UNC System Athletic Fees

<u>SCHOOL</u>	<u>2018-19</u> <u>ATHLETIC FEES</u>
Elizabeth City State University	\$ 878.87
North Carolina Central University	847.00
North Carolina A&T State University	845.00
<b>UNC Asheville</b>	<b>830.00 #4</b>
UNC Charlotte	824.00
UNC Greensboro	761.00
Appalachian State University	760.00
Western Carolina University	756.00
UNC Wilmington	749.55
UNC Pembroke	747.52
Winston-Salem State University	745.00
East Carolina University	723.00
Fayetteville State University	718.00
UNC-Chapel Hill	279.00
North Carolina State University	232.00
University of North Carolina School of the Arts	---
<b>AVERAGE</b>	<b>\$ 713.06</b>



## Athletic Fees Over Time



*The increase of just under 3% received two years ago was used towards funding salary increases for assistant coaches to meet both state mandates and to bring compensation closer to full-time levels required by the Big South Conference. We are still not in compliance with the Conference requirements.*



## Athletic Fee

2018-2019 Fee	2019-2020 Proposed Fee	Fee Increase	% Increase	Funding Increase
\$830	\$855	\$25	3%	\$83,025

The requested \$83,025 increase will not be used for any new initiatives. It will go towards covering the inflationary increases of operating expenses such as team travel, officials, as well as salaries and benefits. Current funding has not provided enough funds to meet the current and new mandates of the Big South Conference.



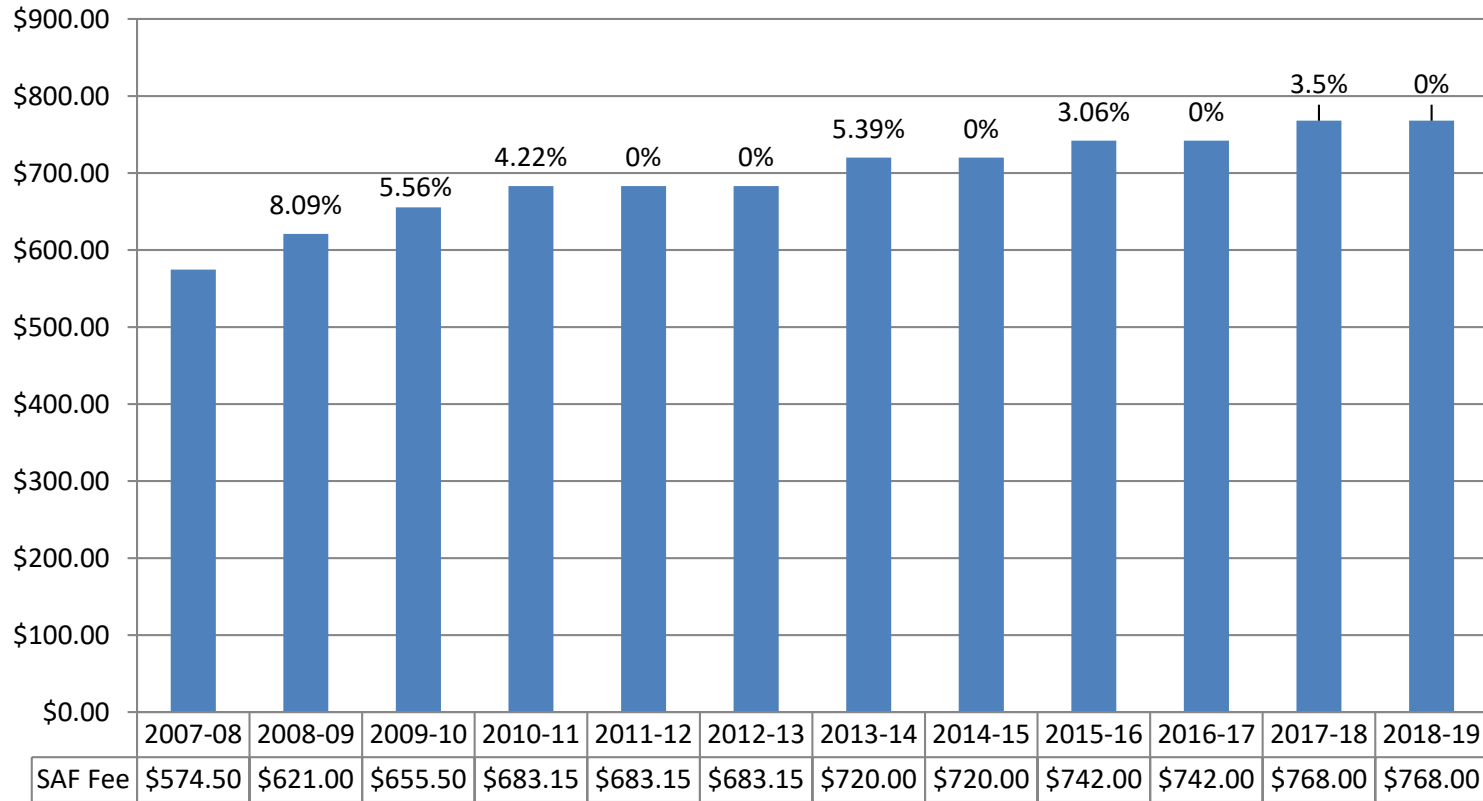


## UNC System Student Activity Fees

<u>SCHOOL</u>	<u>2018-19</u> <u>STUDENT ACTIVITY FEES</u>	
UNC Asheville	\$ 768.00	#1
University of North Carolina School of the Arts	748.00	
North Carolina A&T State University	714.25	
Elizabeth City State University	703.00	
East Carolina University	694.00	
UNC Wilmington	687.95	
UNC Pembroke	679.84	
North Carolina State University	679.32	
Appalachian State University	646.00	
UNC Charlotte	632.00	
Western Carolina University	618.00	
Fayetteville State University	565.00	
UNC Greensboro	550.00	
Winston-Salem State University	530.70	
North Carolina Central University	476.40	
UNC-Chapel Hill	397.97	
<b>AVERAGE</b>	<b>\$ 630.65</b>	



## Student Activity Fees Over Time



*Since 2007-08, UNC Asheville's Student Activity Fee rate has increased an average of 2.7% each year and only 1.5% since 2011, with no increase in 3 of the last 5 years. What makes up SAF at each institution varies greatly, and economies of scale play a large part since building operations, maintenance and repair of Highsmith Student Union and the SRC are funded by the SAF.*



## Student Activity Fee

2018-2019 Fee	2019-2020 Proposed Fee	Fee Increase	% Increase	Funding Increase
\$768	\$791	\$23	2.99%	\$76,383

The renovation project for Highsmith Student Union included the addition of 11,227 sf of space for a multipurpose room, including a catering kitchen. While the construction costs are covered by the debt service fee, once the addition is completed in January 2019, there will be operational costs. These will be covered by some additional rental revenue and the Highsmith Union building budget, which is one area funded by the student activity fee.

We have projected for 19-20 to add one general utility/housekeeping position (\$45,444 salary and benefits), utilities for the space based on square footage and kitchen utility (\$23,240) and student staff to manage the space and events (\$20,000). This totals \$88,684. The requested fee increase would only provide \$76,383 in additional fee revenue, but we are committed to generating rental revenue and reviewing all costs for potential reduction/reallocation in order to limit the increase of this fee. This increase does not cover any inflationary increases or state-mandated benefit increases that would also need to be absorbed by this budget.

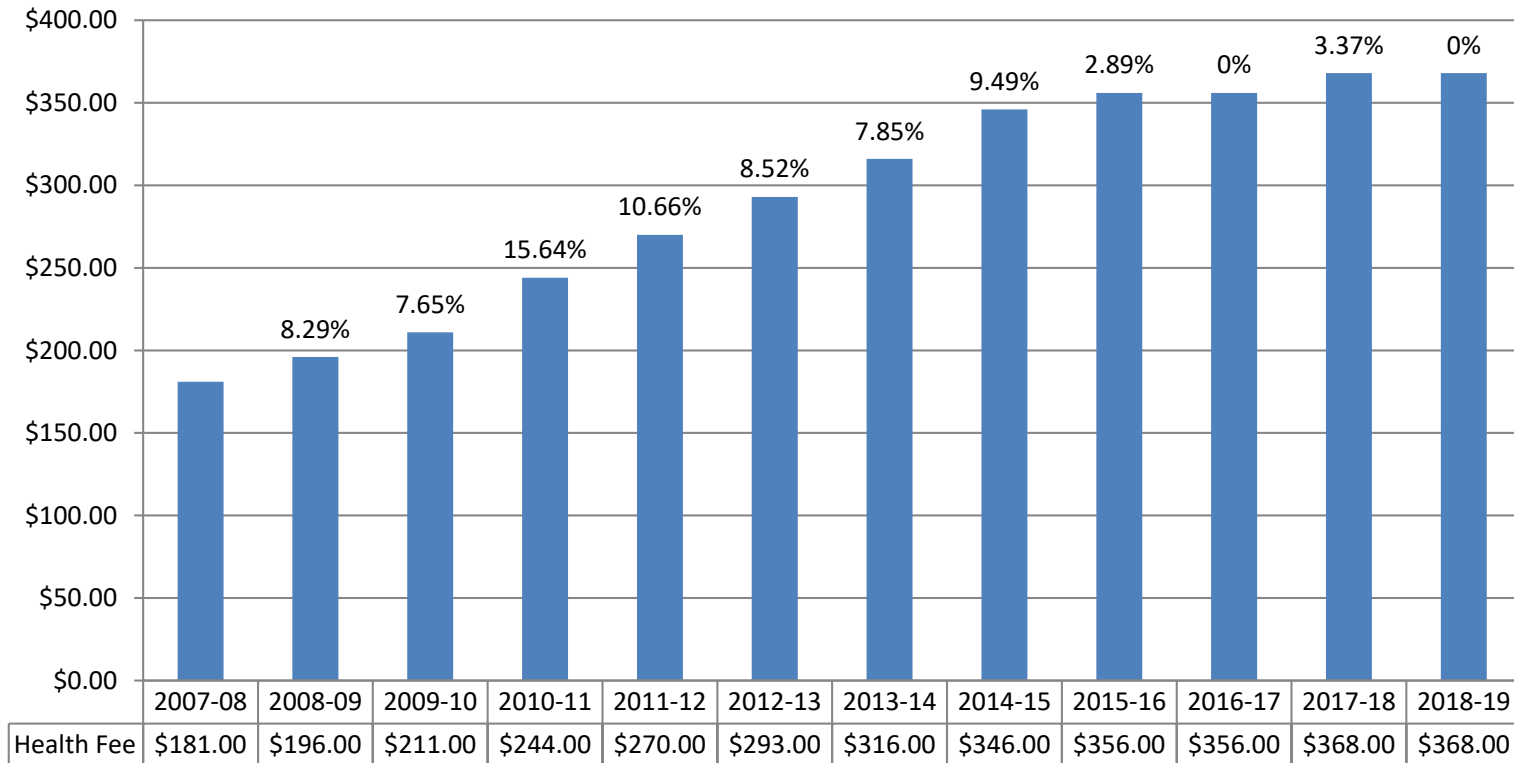


## UNC System Health Services Fees

<u>SCHOOL</u>	<u>2018-19</u> <u>HEALTH SERVICE FEES</u>
University of North Carolina School of the Arts	\$ 882.00
North Carolina State University	407.00
UNC-Chapel Hill	400.15
<b>UNC Asheville</b>	<b>368.00 #4</b>
North Carolina A&T State University	338.50
Appalachian State University	325.00
Western Carolina University	306.00
UNC Greensboro	302.00
North Carolina Central University	267.66
Winston-Salem State University	267.00
East Carolina University	263.00
Elizabeth City State University	255.03
UNC Charlotte	243.00
Fayetteville State University	237.00
UNC Wilmington	219.00
UNC Pembroke	190.00
<b>AVERAGE</b>	<b>\$ 329.40</b>



## Health Services Fees Over Time



*Since 2007-2008, UNC Asheville's Health Fee rate has increased an average of 7% each year. Increases in 12-13 and 13-14 were to help operate the new health and counseling center; the 14-15 increase was used to increase psychiatry hours to help students be seen more quickly and to allow for the administration of I.V. therapy and allergy injections. The fee has remained relatively flat since then with some recent increases with our contracted MAHEC providers.*



## Student Health Fee

2018-2019 Fee	2019-2020 Proposed Fee	Fee Increase	% Increase	Funding Increase
\$368	\$368	\$0	0%	\$0

While expenses are increasing above revenues due mostly to inflationary increases for contracted services and benefit increases in personnel, an increase in the health fee is not requested at this time. The department is committed to reviewing all contracted services and programs to reallocate where possible and use some fund balance as necessary.

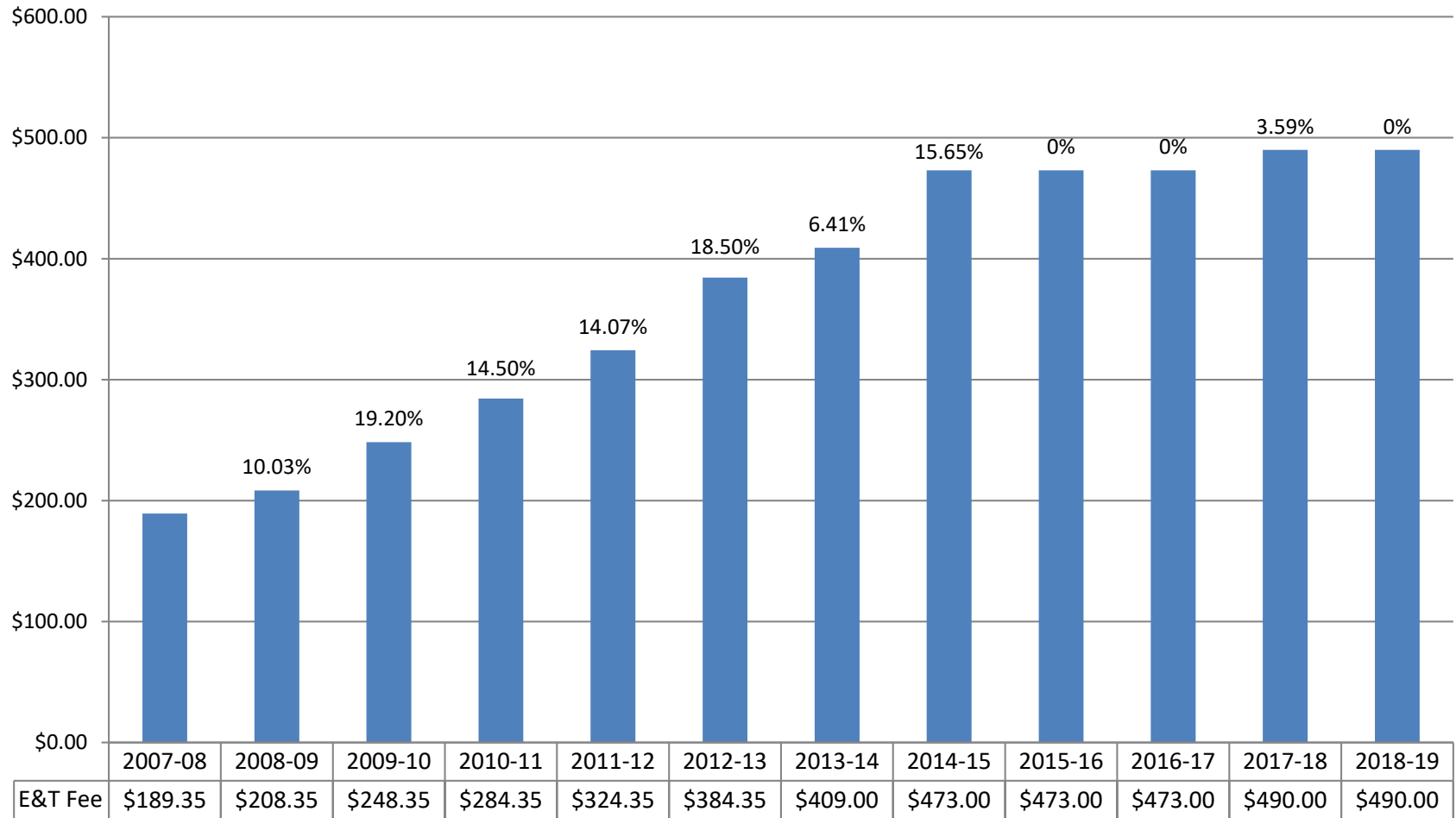


## UNC System Education & Technology Fees

<u>SCHOOL</u>	<u>2018-19 EDUCATION &amp; TECH FEES</u>
University of North Carolina School of the Arts	\$ 704.00
UNC Charlotte	592.00
Appalachian State University	576.00
Western Carolina University	544.00
UNC Pembroke	528.91
UNC Wilmington	494.24
<b>UNC Asheville</b>	<b>490.00 #7</b>
North Carolina A&T State University	449.06
UNC Greensboro	446.00
UNC-Chapel Hill	444.86
North Carolina State University	439.28
North Carolina Central University	428.15
Winston-Salem State University	416.46
East Carolina University	395.00
Fayetteville State University	382.00
Elizabeth City State University	326.00
<b>AVERAGE</b>	<b>\$ 478.50</b>



## Education & Technology Fees Over Time







## Education & Technology Fee

2018-2019 Fee	2019-2020 Proposed Fee	Fee Increase	% Increase	Funding Increase
\$490	\$527	\$37	7.6%	\$122,877

### Fee increase would address the following components:

- 1) Infrastructure/Student Technology Needs - 50% or \$61,438**
  - Addition of wireless presentation capabilities in every technology-enabled classroom. This will allow each classroom to support up to four presentations to occur simultaneously from any computer or mobile device.
  - Continued classroom projector replacements as the university moves towards more sustainable projector options.
- 2) Media Design Lab (MDL)/Computer Upgrades - 20% or \$24,575**
  - Replacing aging computers and purchasing software updates.
  - Continued support of student employment offering night and weekend hours.
- 3) Specialized Instructional Supplies/Laboratory Equipment - 30% or \$36,864**



## UNC System Total Debt Service Fees

<u>SCHOOL</u>	<u>2018-19 TOTAL</u> <u>DEBT SERVICE FEES</u>
UNC Charlotte	\$ 720.00
UNC Greensboro	707.00
Appalachian State University	634.00
North Carolina A&T State University	588.00
North Carolina State University	572.00
North Carolina Central University	570.00
Western Carolina University	523.00
East Carolina University	460.00
Winston-Salem State University	423.00
<b>UNC Asheville</b>	<b>394.00 #10</b>
UNC Wilmington	376.00
Fayetteville State University	335.00
UNC Pembroke	240.00
UNC-Chapel Hill	185.85
Elizabeth City State University	---
University of North Carolina School of the Arts	---
<b>AVERAGE</b>	<b>\$ 480.56</b>

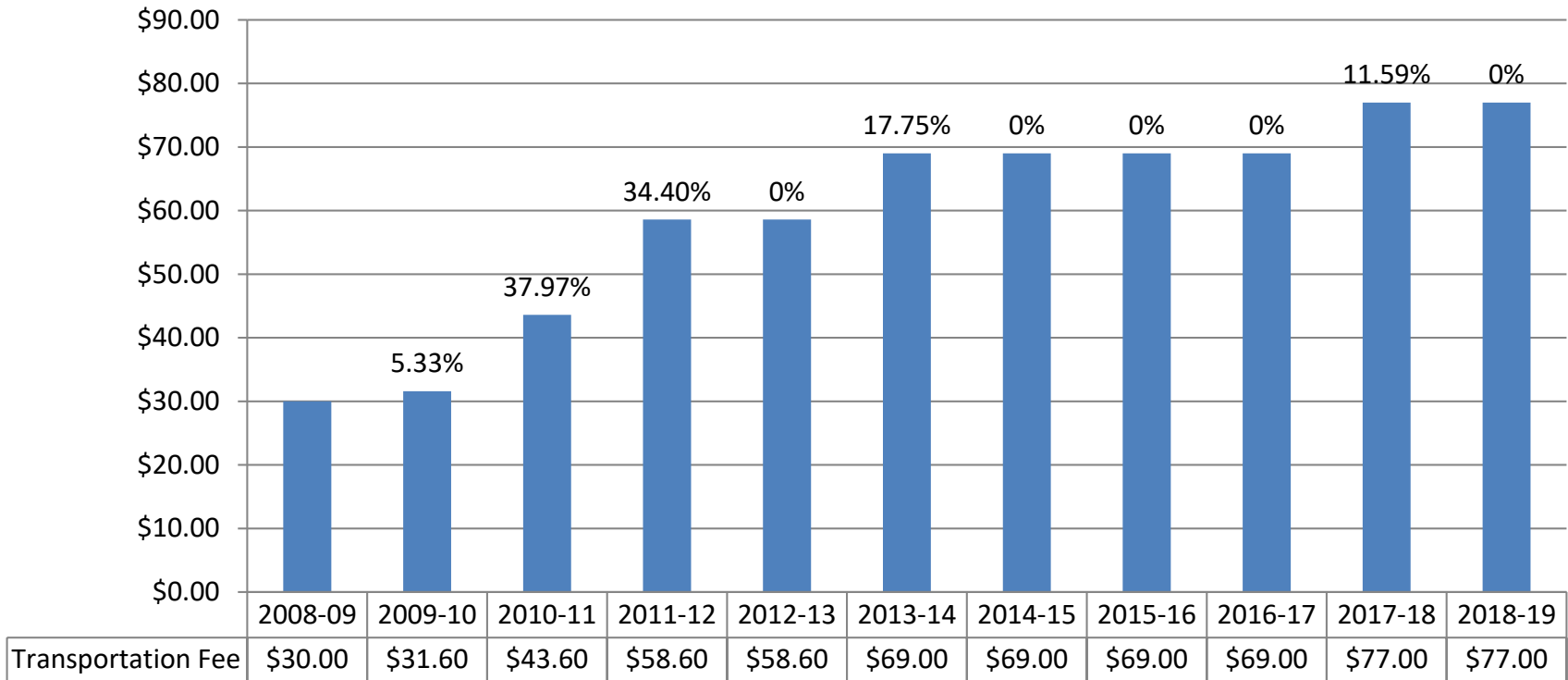


## **Total Proposed Mandatory Fee Increases for 2019-20**

	<b><u>Proposed Fee Increase</u></b>
<b>Athletic Fee</b>	<b>\$25</b>
<b>Student Activity Fee</b>	<b>\$23</b>
<b>Student Health Fee</b>	<b>\$0</b>
<b>Education &amp; Technology Fee</b>	<b>\$37</b>
<b>Debt Service Fee</b>	<b>\$0</b>
<b>Total Proposed Mandatory Fee Increases</b>	<b>\$85</b>
<b>Funding Increase</b>	<b>\$282,285</b>



# Transportation Fees Over Time



*UNC Asheville's Transportation Fee remained flat for 4 years from 2013-14 to 2016-17. Shuttle service routes have increased (reason for increase in 13-14 and again in 17-18) and costs for maintenance and fuel are straining the budget.*



## Transportation & Safety Fee

2018-2019 Fee	2019-2020 Proposed Fee	Fee Increase	Funding Increase
\$77	\$90	\$13 (not subject to fee cap)	\$43,173

In 17-18 the Purple shuttle route was established to service the remote parking lots. This was previously an on demand type service but needed to evolve into a fixed route due to the demand on the Blue route. Also, the evening shuttle evolved from an on demand to 2 fixed routes. The Red evening route provides service to the Merrimon street corridor and The Blue evening services campus and the areas off Broadway. An additional route was also added to the Sunday service. These routes were all added due to student demand.

Additional student drivers (\$8K) and temporary drivers (\$22K) were added to help with these demands. Fuel and maintenance costs increased \$17K due to the additional routes and increases in fuel and vendor maintenance prices. An older shuttle was also taken out of regular service and replaced with a newer one, which increased capital outlay. As projected, all of these increases will deplete the current fund balance. The proposed fee increase would provide ~\$43K, which is needed to keep the operations going. The total budget for this department is very small for the multiple alternative transportation services (shuttles, city bus, emergency taxi rides for students) provided.

# UNC Asheville Tuition & Fees

		14-15	15-16	16-17	17-18	18-19	Proposed 19-20
<b>Tuition</b>							
	In-State Undergraduate	\$3,666.00	\$3,849.00	\$4,041.00	\$4,122.00	\$4,122.00	\$4,122.00
	In-State Graduate	\$4,371.00	\$4,589.00	\$4,818.00	\$4,914.00	\$4,914.00	\$4,914.00
	Out-of-State Undergraduate	\$18,537.00	\$19,463.00	\$20,436.00	\$20,845.00	\$20,845.00	\$21,470.00
	Out-of-State Graduate	\$18,885.00	\$19,829.00	\$20,820.00	\$21,236.00	\$21,236.00	\$21,236.00
<b>General Student Fees</b>							
	Student Activity Fee	\$720.00	\$742.00	\$742.00	\$768.00	\$768.00	\$791.00
	Athletic Fee	\$730.00	\$784.00	\$806.00	\$830.00	\$830.00	\$855.00
	Student Health Fee	\$346.00	\$356.00	\$356.00	\$368.00	\$368.00	\$368.00
	Education & Technology	\$473.00	\$473.00	\$473.00	\$490.00	\$490.00	\$527.00
<b>Total General Student Fees</b>		<b>\$2,269.00</b>	<b>\$2,355.00</b>	<b>\$2,377.00</b>	<b>\$2,456.00</b>	<b>\$2,456.00</b>	<b>\$2,541.00</b>
	Transportation & Safety	\$69.00	\$69.00	\$69.00	\$77.00	\$77.00	\$90.00
	Debt Service	\$337.00	\$251.00	\$394.00	\$394.00	\$394.00	\$394.00
	Campus Security Fee		\$30.00	\$30.00	\$30.00	\$30.00	\$30.00
<b>Total Student Fees</b>		<b>\$2,675.00</b>	<b>\$2,705.00</b>	<b>\$2,870.00</b>	<b>\$2,957.00</b>	<b>\$2,957.00</b>	<b>\$3,055.00</b>
<b>Special Fees</b> (Assoc. of Student Govt. and Matriculation)		\$51.00	\$51.00	\$66.00	\$66.00	\$66.00	\$66.00
<b>Room and Board</b>		<b>\$8,332.00</b>	<b>\$8,332.00</b>	<b>\$8,746.00</b>	<b>\$9,106.00</b>	<b>\$9,380.00</b>	<b>\$9,660.00</b>
<b>Cost of Attendance (Tuition, Fees, Room, Board)</b>							
<b>In-State Undergraduate</b>		<b>\$14,724.00</b>	<b>\$14,937.00</b>	<b>\$15,723.00</b>	<b>\$16,251.00</b>	<b>\$16,525.00</b>	<b>\$16,903.00</b>
<b>Out of State Undergraduate</b>		<b>\$29,595.00</b>	<b>\$30,551.00</b>	<b>\$32,118.00</b>	<b>\$32,974.00</b>	<b>\$33,248.00</b>	<b>\$34,251.00</b>



Questions?